


Teaching the Believing Child about Daily Devotions (Bible Reading)

*"The Bible will keep you from sin, or sin will keep you from the Bible
--D.L. Moody*



I. The Definition of Daily Devotion

Daily devotions (or a quiet time) is the setting aside of a period of time each day to read, study, meditate on, memorize, and apply the Word of God to one's life.

II. Key Verses on Daily Devotions

A. *Joshua 1:8*



"This book of the Law shall not depart from your mouth, but you shall meditate in it day and night, that you may observe to do according to all that is written in it. For then you will make your way prosperous, and then you will have good success."

B. *Psalm 1:1-2*



"Blessed is the man who walks not in the counsel of the ungodly, nor stands in the path of sinners, nor sits in the seat of the scornful; But his delight is in the Law of the Lord, and in His Law he meditates day and night."

C. *Psalm 119:9,11*



"How can a young man cleanse his way? By taking heed according to Your word. . . . Your word have I hidden in my heart, that I might not sin against you."

D. *Psalm 119:105*



"Your word is a lamp to my feet and a light to my path."

E. *Psalm 119:130,132*



"The entrance of Your words gives light; It gives understanding to the simple . . ."

F. *James 1:22*



"But be doers of the word, and not hearers only, deceiving yourselves."

G. *John 14:21a*



"He who has My commandments and keeps them, it is he who loves Me."

III. Important Teachings on Daily Devotions

A. Teach the Child to Treat the Bible Respectfully



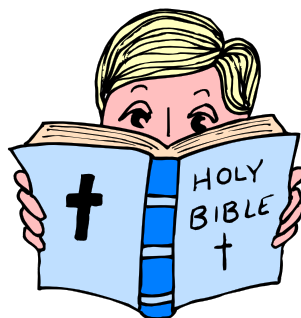
1. The Bible is the only inspired book from God (2 Timothy 3:16).
2. Only the Bible is able to make him complete and equipped for every good work (2 Timothy 3:17).
3. He must handle it and store it in a respectful way (the way he treats his Bible shows his level of respect for its Author).
 - ♥ He can carefully underline, highlight, or write clarifying notes in his Bible.
 - ♥ He should never scribble in it, throw it down, or put other things on top of it.

B. Teach the Child How to Use His Bible

1. Try to make it possible for each child to have his own Bible to read and study.
2. Encourage the child to bring his own Bible. Give opportunities for him to use it in class.
3. Help the child memorize the books of both the Old and New Testaments, as well as where to find them in his Bible (give Bible drills on finding verses).

C. Teach Practical Steps for Having Daily Devotions

1. Help the child set a **specific time** to have his devotions. He should choose a time when he is alert and able to concentrate on his reading.
2. Help the child choose a **quiet place**, free from distractions.
3. Encourage the child to have the following ready for his devotions:
 - ☉ His **Bible**--to read a selected portion
 - ☉ His **pencil** and **notebook**--to write down some of his observations, questions, or thoughts about how to apply what he read that day.



4. Encourage the child to **prepare his heart**.

☺ **Sing** a praise song to God

☺ **Pray**, asking God to speak to him through what he reads, as well as to understand how to live the truth.

5. Read the Bible.

Help the child to have a reading schedule of some kind or a devotional book containing daily passages and stories to read. Suggest that younger children read from one of the Gospels each day--as many verses as their age (an eight-year-old could read eight verses each day).

6. Help the child think about what he reads.

Encourage him to ask and answer the following three questions:

■ ***What do the verses say?*** Summarize the main ideas

■ ***What do they mean?*** Does he understand what it's talking about? Is there something he needs to ask his parent or teacher about, or look up in a dictionary?

■ ***What does God want him to do about what he read?***

- 1) Is there a promise to believe?
- 2) Is there a warning to listen to?
- 3) Is there a command to obey?
- 4) Is there a sin to confess?

7. Encourage the child to write one special verse or application in his notebook.


8. Have the child pray (see the notes on a personal prayer time).



IV. Ways to Teach About a Devotional Time


A. Through Specific Bible Lessons

- 1.
- 2.
- 3.
- 4.
- 5.



B. Through Special Lessons and Devotional Books

1. Correspondence lessons (Mailbox Club)
2. A Look at God's Book
3. Our Daily Bread (children's version)
4. Children's Bibles
5. Bible reading calendars
- 6.



C. Through Songs

- ♪ Read your Bible, Pray Every Day
- ♪ Psalm 119:11
- ♪
- ♪
- ♪

D. Through Making and Using a Counseling Tool on a Quiet Time

1. This tool can be made small enough to use with believing children one-on-one as they express the need for help in this area.
2. This tool can be made large enough to use before the entire class. You can select which truths to share from week to week (teaching it all over several weeks).